

- Continuous duty rated c/w O/P voltage and current adjustment
- Safety focused & water room cabinet design
- 6 X SCR bridge with complete I/O isolation
- CE safety & EMC standards tested
- Listed to UL1012 Approved to CSA C22.2-107.1
- Optional Modbus RTU-RS232/485 ports
- Built to ISO 9000 QA standards




EDI RECTIFIERS

0101101010000101100info@primax-e.com10110101
 01001111010110001010010100111001010100111010
 100010010101 www.primax-e.com 101001101110100
 100111010101100001111010111101001110101001001

UL/ANSI1012
CSA C22.2-107.1



Control Display :



PRIMAX P5500 Rectifiers / DC Power Supplies are designed to suit all EDI applications. Voltages from 2 Volts up to 600 Volts with currents up to 1000 Amps are available in a compact and modular configurations. Optional remote control via RS232/485 ports provides full unit parameters reading and control from remote locations.

Regulated SCR units have inherent current limit and voltage regulation circuits to provide you with controlled power and improved performance.

Higher currents and power factor can be achieved by using multi-phase configurations. That reduces harmonics, losses and semiconductors size.

Metering & control

Standard Features	<p>Metering:</p> <ul style="list-style-type: none"> ❑ 0.5%RMS +/- 1 digit, digital ammeter and voltmeter <p>Safety:</p> <ul style="list-style-type: none"> ❑ Main AC breaker with door interlock ❑ Emergency start/ stop pushbutton and contactor ❑ Remote shut-down ❑ Transformer over-temperature shutdown ❑ Rectifier over-temperature shutdown 	<p>Control and adjustments:</p> <ul style="list-style-type: none"> ❑ Remote start/stop with 24VDC signal provided by User's control panel ❑ Automatic / Off / Manual switch ❑ Current control via the keyboard ❑ Voltage regulation via the keyboard ❑ Fault reset button <p>Distribution:</p> <ul style="list-style-type: none"> ❑ 1 pole/stack feeder fuses /stack 	<p>Local indications and lamps (IEC):</p> <ul style="list-style-type: none"> ❑ AC power On green light ❑ DC power On green light ❑ Fault red light ❑ High rectifier temperature ❑ Rectifier shut down <p>Remote annunciation voltage free (dry) contacts:</p> <ul style="list-style-type: none"> ❑ Auto Mode ❑ AC input contactor status ❑ DC output status
	Partial option list	<ul style="list-style-type: none"> • Non-standard input voltage • Extra output filtering • Main DC output circuit breaker • RS 232 / 485 communication ports with Modbus/RTU • Individual stack current monitoring & regulating • I/P Voltage, current & frequency monitoring c/w High/low alarm and shutdown unit 	<ul style="list-style-type: none"> • Analog meters • Power factor correction to 0.90 lagging • 3 ph-575V-AC rated Water pump contactor(s) c/w overload relay rated, auxiliary dry contact and fuse protection activated with 24VDC signal provided by User's control panel

Standard Electrical Specifications:

Basic design features

- 100% continuous duty: 24 hour a day at full output voltage. Output de-rating must be applied for lower O/P voltage operation (refer to the de-rating table in application notes)
- UL/ANSI 1012 Listed, CSA C22.2 107.1 Certified and applicable IEC standard compliant
- ISO 9002-1994 Quality control compliant
- 3 phase SCR (Thyristor) based rectifier c/w double wound isolation transformer
- Electronic control, current limiting and voltage regulation
- Modular construction using the latest power and microelectronic devices
- Color coded PVC copper stranded wire for control and signals
- 30 year design, MTBF of 300 000 hours typical, MTTR less than 1 hour

Input:

- Voltages 380-400-480VAC
- Phases 3 phase
- Frequency 50-60Hz
- Power factor 0.75 Typical
- Efficiency at full load > 92% Typical

Output:

- Available nominal voltages 100 – 200 – 300 – 400 – 500 & 600VDC.
- Available Power 200 kVA++
- AC ripple voltage 6% at rated output and low input mains

- Static regulation < +/-1%RMS

Emc*

- Conducted (150kHz-30MHz) and radiated (30MHz-1GHz): en55011 class A
- Electrostatic discharge EN61000 4-2 level 2/3 (4kV contact, 8kV air)
- Radiated susceptibility: EN61000-4-3 level 3 annex D (80MHz- 1GHz @ 10V/m)
- Electrical fast transient: EN61000-4-4 level 3 (2kV)
- Surge immunity: EN61000-4-5 level 3 (1kV II, 2 kV L/GND)
- Conducted susceptibility: EN61000-4-6 level 3 (150kHz to 80mHz, 10v)
- Voltage interrupt: EN61000-4-11 (30,60&90%- 10-10&5000 ms)

* CE marked units only

Protection:

- Over-current Automatic current limiting circuit, adjustable from 0% to 100% of nominal rating
- Input thermal-magnetic circuit breaker
- UL rated 600VDC rated output fuse
- UL rated 600VDC rated distribution fuses (1 per stack)

- Remote/local ON/OFF Via 3 phase input contactor

- Over-temperature (AC input disconnect) SCR overheat
- Power transformer internal windings overheat

- Voltage transients Surge suppression on input and output

Power transformer features:

- Low flux density
- Splice free copper windings
- 220 degree Celsius insulation
- 115 degree Celsius temperature rise
- Vacuum Pressure impregnation with high temperature thermosetting varnish (VPI)
- BIL of 10kV
- Thermal overload device in each coil

Mechanical and physical:


- Enclosure CEMA/NEMA3R (IP33), 14GA (2mm) steel C/W hinged front access door
 - Finish Standard powder baked RAL7032, light beige
 - Cooling Forced air convection cooling
- N.B. Floor mounted models are provided with 3 in. (75mm) clearance at bottom to facilitate handling by lift truck, pallet truck or slings

Environmental


- Audible noise 45 to 65 dBa at 3ft (1 meter) rating dependant
- Operating temperature range 0°C to 40°C / Storage -40°C to 85°C
- Temperature de-rating 0.83% /°F from 122°F to 140°F (1.5% /°C from 50°C to 60°C)
- Operating humidity Up to 95% (non condensing)
- Altitude de-rating 0% for 1st 3300ft (1000m), 7% per 3300ft (1000m) over 3300ft (1000m)




Structured Wiring in channels and modular components for easy access and service



Individual stack current metering unit c/w overcurrent protection



AC current metering unit and RS232/485 port with Modbus*/RTU protocol



Optional 575V rated pump contactor c/w thermal relay

**Modbus is Schneider trade mark

Primax Technologies Inc.
65 Hymus Pointe Claire, QC, Canada, H9R-1E2

Tel: 514-459-9990
Toll free: 1-866-2PRIMAX
Fax: 514-459-9991

Web site: www.primax-e.com
Email: info@primax-e.com

Distributed by: